




EA
EAGLE ONE



Victoria

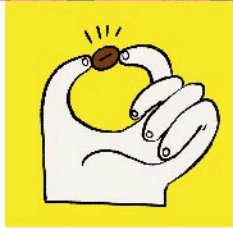



Victoria Arduino
INSPIRED BY YOUR PASSION.





FUTURE BEGINS



Welcome to the new era
of espresso coffee machines.



A unique barista deserves a unique coffee machine.

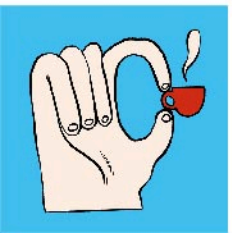
“Specialty coffee will continue to grow and spread around the world, becoming more and more an ordinary part of people’s everyday life.”

James Hoffmann,
Coffee Opinion Leader and Author

The specialty coffee shop world is quickly advancing and expanding at an international level. It is not just an urban phenomenon but includes a global community of passionate and professional people that are always more numerous and connected.

In this dynamic world, Victoria Arduino presents **Eagle One**, the professional espresso coffee machine that becomes the center of expression and personality of the coffee shop and the barista.

Eagle One is born in response to the new generation of coffee shops where **design, performance, and sustainability** are determining factors to create a pleasant and memorable experience.



“Eagle One is a great choice for baristas who just want to make really great coffee. For professionals who want to delight their customers every day, make coffee that they’re proud of and that they’re excited to serve. This is a machine built to do that”.

James Hoffmann,
Coffee Opinion Leader and Author





EAGLE ONE

MY PHILOSOPHY? SUSTAINABILITY.

More accessible. More ecological.

Sustainability has inspired the whole project of Eagle One. For the new generation baristas, it is fundamental to have a high performant machine in terms of efficiency and energy savings.

“Sustainability means use of energy, space saving, new materials, accessibility...”

Lauro Fioretti,
Victoria Arduino Product Manager

Eagle One remains more compact compared to the previous machines of its category. The compact size means more logistic benefits (as it is easily adaptable to any space, even the smallest ones), profitability, and energy efficiency. A smaller machine has, in fact, less heat dispersion. Thanks to its ergonomic design, the new materials used (aluminum and stainless steel,) the new **NEO** engine (New Engine



Optimization) and the innovative technology **T.E.R.S.** (Temperature Energy Recovery System), Eagle One reduces the Co2 emissions and energy wastes drastically. The LCA study on the machine revealed positive data regarding the environmental impact compared to the other coffee machines of the same category.

“... which means same high quality in the cup, using less energy.”

Lauro Fioretti,
Victoria Arduino Product Manager

“What we are trying to do is create technologies that help you simply, ergonomically and repeatably make a great coffee, deliver the temperature, deliver the water that you exactly need, as you need it, in a way that is fun, easy and quick to use. That’s the real goal”.

James Hoffmann,
Coffee Opinion Leader and Author



HIGH TECHNOLOGY AND DETAIL-ORIENTED

The secret to a
constant sustainability.

Boilers are made of stainless steel and insulated with a unique material that guarantees extreme thermal insulation, avoiding heat dispersion.

*New
materials*



Energy optimization

The new NEO engine (New Engine Optimization) guarantees high performance while reducing the energy consumption of the machine.



Minimal environmental impact

New constructive design with less internal systems can maintain its high-performance level while reducing the environmental repercussions.



Patented system T.E.R.S. (Temperature Energy Recovery System), uses the discharged water to pre-heat the incoming water through a recycling method, thus minimizing wastes.

T
E
R
S



O



NEW ENGINE OPTIMIZATION



E



Z



NEO.

Only the energy needed,
instantly and when requested.

The innovative characteristic of Eagle One is the new technology NEO (New Engine Optimization); it is a system that reduces energy consumption while extracting the perfect espresso.

The Eagle One guarantees high productivity and performance even in the smallest places. The boilers are insulated with a new material that avoids heat dispersion. This way, less energy is consumed.

The method is efficient and straightforward: the user needs to set the temperature on display. The electronics of the machine does the rest, maintaining the temperature stable during the whole dispensing phase.


“I think the big goal with the NEO Technology was to try and attain the same performance in a more elegant way, in a more efficient way.”

James Hoffmann,
Coffee Opinion Leader and Author



“Big innovation in a compact space: this is Eagle One”

Lauro Fioretti,
Victoria Arduino Product Manager



Steam boiler:

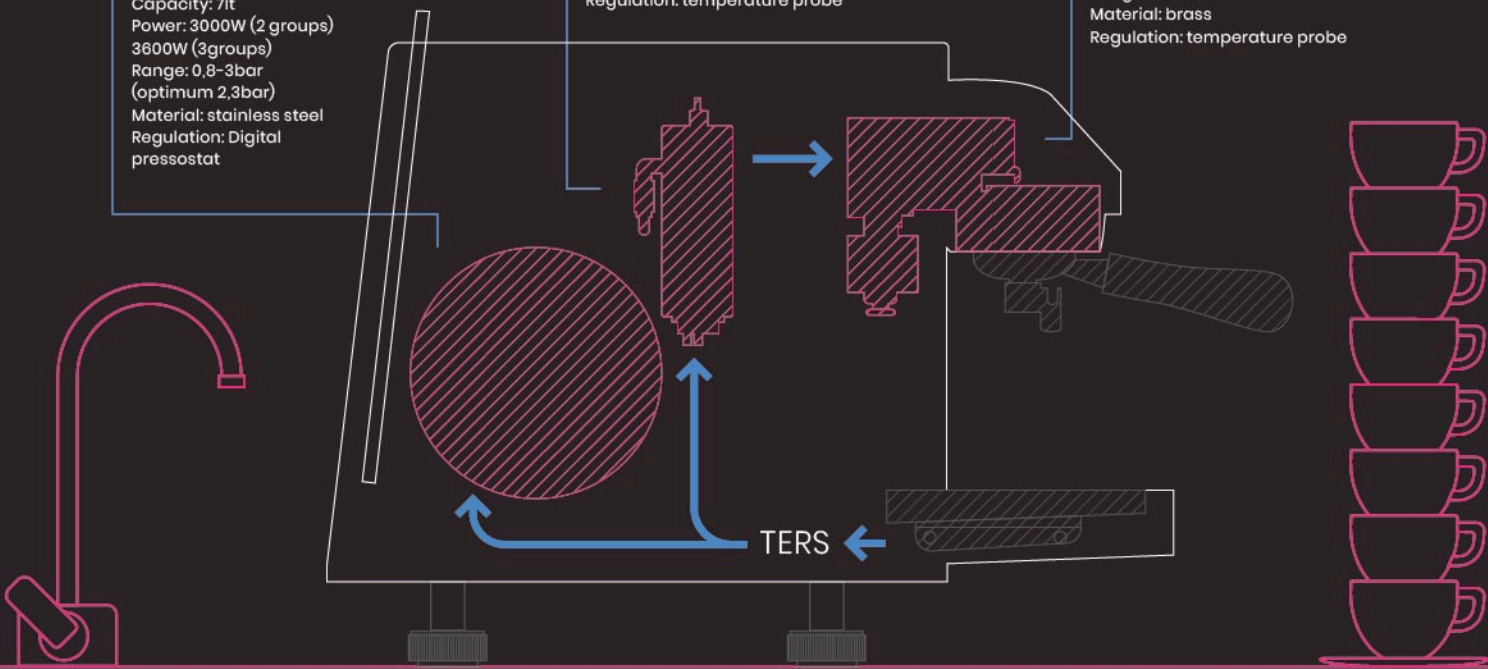
Capacity: 7lt
Power: 3000W (2 groups)
3600W (3 groups)
Range: 0,8-3bar
(optimum 2,3bar)
Material: stainless steel
Regulation: Digital pressostat

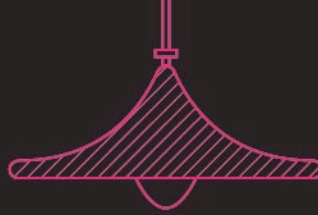
Coffee boiler:

Capacity: 0,14lt
Power: 600W
Range: 80-105°C
Material: stainless steel
Regulation: temperature probe

Dispensing group:

Weight: 3,5Kg
Power: 300W
Range: 80-105°C
Material: brass
Regulation: temperature probe





LESS IS MORE

Fewer emissions, less environmental impact.

The creation of the Eagle One majorly contributed to the topic 'world pollution.' The use of new materials and the unique design of the machine allowed the reduction of CO2 emissions compared to other devices of the same category.

A completely new engine.

The NEO engine uses an instant heating system with a unique insulation mechanism, that reduces not only the heat dispersion but also energy consumption. It works almost instantly, allowing only the necessary amount of water for the extraction to be heated, thus reducing energy-related costs.

Productivity and performance remain high, but consumption is considerably reduced. The **LCA*** (Life Cycle Assessment) demonstrated how the Eagle One had a **23% less environmental impact** concerning the same category machine.

The patented technology.

TERS (Temperature Energy Recovery System) uses the discharged water to pre-heat the incoming water. The result is a 8% saving on total machine consumption.



* Life Cycle Assessment is a structured and standardized method used worldwide that quantifies the potential impacts on the environment and human health associated with the use of a product, starting with respecting resources and emissions.

SHARING IS THE GREATEST INNOVATION.

No secrets,
just teamwork.



Eagle one is a machine born to be "smart"; it has a strong digital vocation and gratifies the sharing of ideas and recipes between coffee lovers.

Along with the Eagle One, who buys the machine, is also given **an APP for a smartphone and tablet** thought for the new generation coffee shops and baristas that enjoy sharing experiences and information.

Exclusive and user-friendly, the Eagle One app connects simply with Bluetooth and allows the user to create and share information and recipes about milk and coffee with all the other "Eagle-oners."

Other than personal use, the app can be used by coffee shop chains to keep track of their different coffee machines and all of their settings without interrupting the barista's work.





“Designing Eagle One has been a big challenge for me. It has meant rethinking all the engine and all the frame of the machine to create the best user experience for the barista.”

James Hoffmann,
Coffee Opinion Leader and Author


DESIGN IS SIMPLICITY.

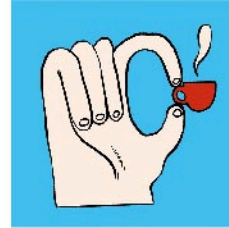

“It’s hugely important to stand out, to be different, to have something to say with your coffee business”.

James Hoffmann,
Coffee Opinion Leader and Author

For the shape of the Eagle One, Victoria Arduino was inspired not only by its impressive history, but also concentrating on the needs of the new era coffee shops that require compact, efficient, and sustainable machines. That’s how design and innovation fuse: having a substantial impact inside the machine in correspondence with its new form. The result is an extremely compact object, simple to use, minimal design, with a new engine able to guarantee high performance and energy efficiency.







I
AM
ONE

I can be how you want.

Every coffee has its style and distinctive features, and today it's the coffee shop's personality to make the difference, adding extra value to the barista and the shop itself. It's with this idea that we created an extremely versatile and easy to personalize machine, adaptable to different environments that range from the classical type to the more glamorous and pop variety.

The machine's design adjusts perfectly with various materials that

can be natural like wood, or technological like steel, resins, or aluminum. All this, together with a wide selection of optional available, Eagle One is a complete, exclusive, contemporary product that reflects the global market.

"You can really customize, tailor this machine to your environment and to your café so easily..."

James Hoffmann,
Coffee Opinion Leader and Author



AN AUTHOR'S TOUCH, A MARK OF EXCELLENCE.

Famous architect **Giulio Cappellini** signed a special version of the Eagle One coffee machine.

For the new look, the international ambassador of excellence and Italian design **used wooden recycled materials**, dipped in an ecological resin, and then completely polished. The exclusive '**Cappellini blue**' tints the side panels of the machine.



EJ
EAGLE ONE

Giulio Cappellini



THE BARISTA IS THE CORE:

simplicity, emotions, and security.

“Eagle One is really a tool in the hands of the barista. It is here to enable him or her to deliver the experience (and the café) that he or she has in mind. So, it still allows you all the flexibility and the control that you need to deliver the coffee experience that you really want to offer to your customers.”

James Hoffmann,
Coffee Opinion Leader and Author

The innovation of Eagle One is also about its esthetical and **functional simplicity**. The project covered all aspects; every single component was studied in relationship to the entire system. This new organization allowed the machine to become extraordinarily compact and become adaptable to many different locations. The ergonomic research of the Eagle One made it remarkably user-friendly, so the barista can work smoothly and provide an excellent coffee time for the client.





EVERYONE CAN HAVE THEIR OWN EAGLE ONE!

Versions and optional features.

Eagle One can be customized even under a series of functions that make it "tailor-made" to render each coffee shop a unique place.

COOL TOUCH WAND

The cool touch wand has a special insulation that protects the user from the heat while frothing the milk.

EASY CREAM

This function allows frothing the milk simply and quickly.

GROUP COVER

A simplification of the group keyboard and the adding of a display to check machine information. It allows significant control of the extraction.

DISPLAY TOUCH

With the Display Touch, it's possible to modify the settings even with the mobile APP. Available functions: recipes, buttons and display, power and temperature management, dose programs, machine cleaning and maintenance, and scales.





Victory







DARK MATT



SHINY CHROME



ROCK GREY



COLOUR	FRONT SIDE ALUMINIUM	ALUMINIUM SIDE PANELS	ALUMINIUM SUPERIOR BACK SIDE	EAGLE	ALUMINIUM INFERIOR BACK SIDE	STAINLESS STEEL INFERIOR BACK SIDE
SHINY	chrome	shiny	shiny	shiny	shiny	black
BLACK	chrome	black	black	shiny	black	stainless steel
WHITE	chrome	white	white	shiny	white	stainless steel
BACK SIDE TO MATCH WITH ONE OF THE ABOVE CONFIGURATIONS			wood touch	shiny incision		



REAR AND INTERIOR LIGHTS	optional
EASYCREAM	optional
CUPWARMER	optional
SMART WATER TECHNOLOGY	optional
T.E.R.S.	included
AUTOPURGE	included
ECONOMIZER	included
COOL TOUCH	included
BOILER INSULATION	included
STAINLESS STEEL FILTER HOLDER	included
STAINLESS STEEL PAVILLON	included
SHOWERHEAD REINFORCED	included
RAISED FEET	optional

2 GROUPS




VERSION	2 GROUPS
WIDTH	758 mm
DEPTH	576 mm
HEIGHT	437 mm
CUPWARMER	336 x 667 mm
GROUP HEIGHT	105 mm
POWER	5000 W
CUPWARMER	400 W

3 GROUPS



VERSION	3 GROUPS
WIDTH	988 mm
DEPTH	576 mm
HEIGHT	437 mm
CUPWARMER	336 x 897 mm
GROUP HEIGHT	105 mm
POWER	6500 W
CUPWARMER	500 W





Victor



www.victoriaarduino.com/eagleone

Victoria Arduino

INSPIRED BY YOUR PASSION.